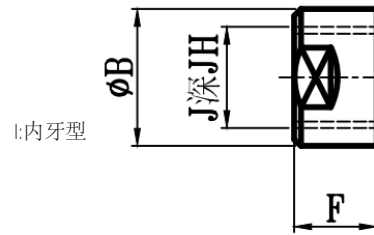
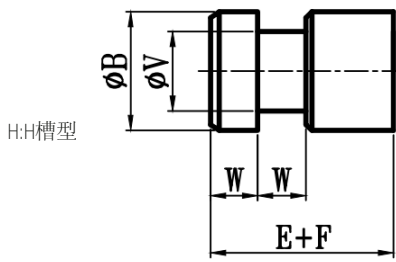
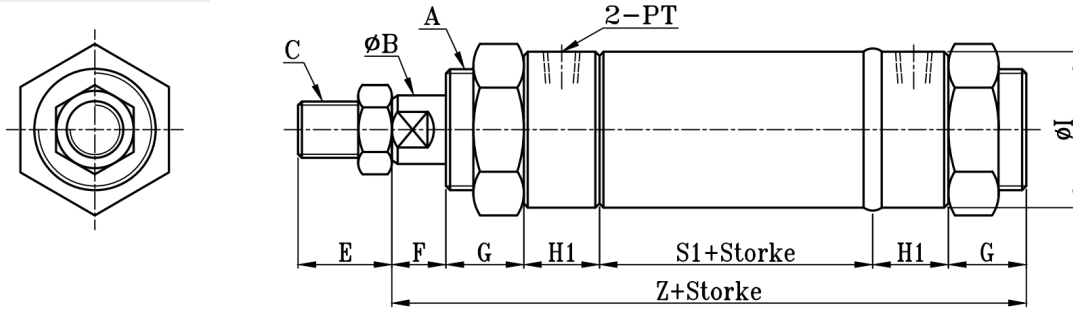


H/I:H、I(H槽、内牙全系共用)TYPE

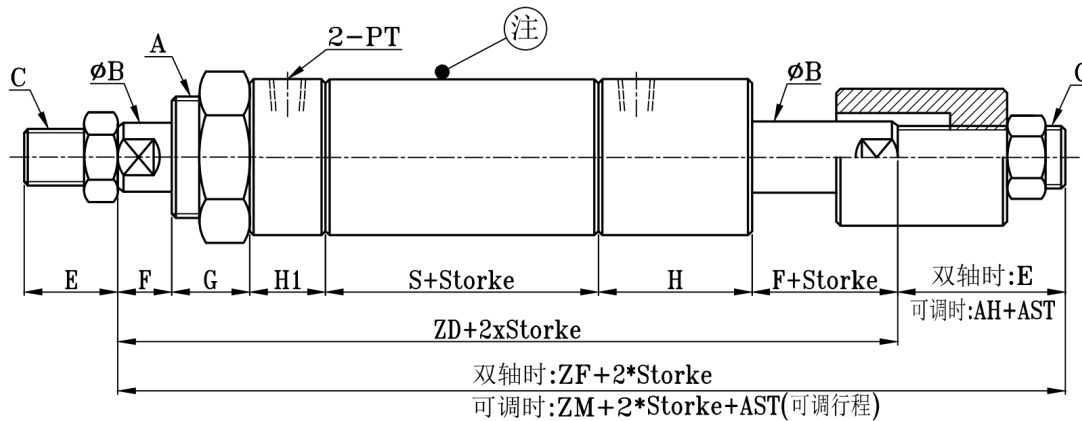
圓型中型油壓缸尺寸圖 14Mpa RO Series Dimensional Features



ROB:RO+B(後蓋焊接式) TYPE



ROD:ROD+AST(雙軸型附可調帽) TYPE



注:感應油缸時，不論是單軸還是雙軸缸，缸筒長度的選擇均為雙軸缸的缸筒長度

ROB-ROD TYPE

缸徑 BORE	ROB-ROD TYPE														E外牙型		I:内牙型		H型槽		
	A	$\phi B$	F	G	H1	H	$\phi I$	PT	S1	S	Z	ZD	ZF	ZM	AH	C	E	J	JH	W	$\phi V$
$\Phi 32$	M30xP1.5	16	15	25	25	50	42	1/4	60	80	175	210	240	238	28	M14xP1.5	30	M12xP1.75	20	10	11
$\Phi 40$	M40xP2.0	20	15	25	25	50	50	3/8	60	80	175	210	240	239	29	M16xP1.5	30	M14xP2.0	20	15	14
$\Phi 50$	M50xP2.0	25	20	30	30	60	60	3/8	71	95	211	255	295	294	39	M22xP1.5	40	M16xP2.0	25	15	18
$\Phi 63$	M60xP2.0	35	20	30	30	60	73	3/8	71	95	211	255	295	295	40	M30xP1.5	40	M24xP3.0	30	15	27
$\Phi 80$	M70xP2.0	40	25	35	35	70	92	1/2	83	110	248	300	345	348	48	M30xP1.5	45	M27xP3.0	35	20	32
$\Phi 100$	M90xP2.0	50	25	35	35	70	114	1/2	93	120	258	310	360	360	50	M40xP2.0	50	M36xP4.0	40	20	40
$\Phi 125$	M120xP2.5	60	30	40	40	80	140	3/4	98	130	288	350	410	410	60	M50xP2.0	60	M45xP4.5	45	20	50
$\Phi 140$	M140xP2.5	70	30	40	40	80	160	3/4	98	130	288	350	420	410	60	M60xP2.0	70	M48xP5.0	45	20	60
$\Phi 150$	M150xP3.0	80	30	45	45	90	168	3/4	113	150	323	390	470	455	65	M70xP2.0	80	M60xP5.5	45	25	70
$\Phi 160$	M160xP3.0	80	30	45	45	90	178	3/4	113	150	323	390	470	455	65	M70xP2.0	80	M60xP5.5	45	25	70
$\Phi 180$	M180xP3.0	100	35	50	50	100	200	1	130	170	365	440	540	505	65	M90xP2.0	100	M75xP6.0	50	25	85
$\Phi 200$	M200xP3.0	100	35	50	50	100	228	1	130	170	365	440	540	505	65	M90xP2.0	100	M75xP6.0	50	25	85
$\Phi 220$	M220xP3.0	125	35	55	55	110	250	1 1/4	147	190	402	480	590	555	75	M100xP3.0	110	M95xP6.0	55	25	105
$\Phi 250$	M250xP3.0	125	35	55	55	110	276	1 1/4	147	190	402	480	590	555	75	M100xP3.0	110	M95xP6.0	55	25	105